




Building outdoor spaces to create a fun learning experience



Alabama Early Childhood

2023 Design Guide





Play Systems

designed for gross motor

Island Oasis

P-m2052

Use Zone: 30' x 29'
Fall Height: 4'
Kid Capacity: 38-42
Activities: 8
Age Group: 2-5

Bone Bridge
Slide
Pod Climber
Ocean Climber
Rain Wheel
Vertical Climber
Double Slide
Spiral Climber




Plum Fun

P-2001

Use Zone: 29' x 24'
Fall Height: 5'
Kid Capacity: 22-26
Activities: 7
Age Group: 2-12

Spiral Step
Shapes Panel
Store Panel
Double Slide
Slide
Rock Climber
Drum





Play Systems

designed for gross motor

Franklin Ridge

P-31141

Use Zone: 30'9" x 27'11"

Fall Height: 5'

Kid Capacity: 18-22

Activities: 9

Age Group: 2-12

Bench Panel

Gear Panel

(2) Slides

Ship Wheel

Bongo

Snake Climber

Shapes Climber

Rain Wheel



Slide Station

P-1515

Use Zone: 36' x 32'

Fall Height: 4'

Kid Capacity: 26-30

Activities: 8

Age Group: 2-12

Ocean Climber

Double Drum

(3) Slides

Double Slide

Store Panel

Ship's Wheel



Junior Jam

P-31160

Use Zone: 23' x 22'

Fall Height: 4'

Kid Capacity: 10-14

Activities: 5

Age Group: 2-5

Bongo
Slide
Figure Climber
Pod Climber
TicTacToe Panel
Gear Panel
Store Panel



Bridge Climber

P-30624

Use Zone: 42' x 28'

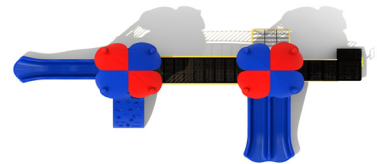
Fall Height: 4'

Kid Capacity: 32-36

Activities: 7

Age Group: 2-5

Wave Slide
Rock Climber
Racing Game Panel
Hole Panel
Net Climber
Double Slide
Sea Creatures Climber



Tiny Explorer

P-32297

Use Zone: 29' x 26'


Fall Height: 4'

Kid Capacity: 26-30

Activities: 8

Age Group: 2-5

Slide
Bone Bridge
Rock Climber
Ship Wheel
Marble Panel
Bongo
Double Slide
Pod Climber





Play Systems

designed for gross motor

Perry's Prairie

P-1624

Use Zone: 29'10" x 28'4"

Fall Height: 5'

Kid Capacity: 22-26

Activities: 9

Age Group: 2-5

Slide
Double Slide
Ocean Climber
Gear Panel
Bean Climb
Slide
Bench Panel
Window Panel
Store Panel



Parker Creek

P-31053

Use Zone: 27'4" x 23'7"


Fall Height: 4'

Kid Capacity: 12-16

Activities: 6

Age Group: 2-5

Single Slide
Crawl Tunnel
Rain Wheel
Pod Climber
Single Drum
Ocean Wave Climber





designed for motion sensory


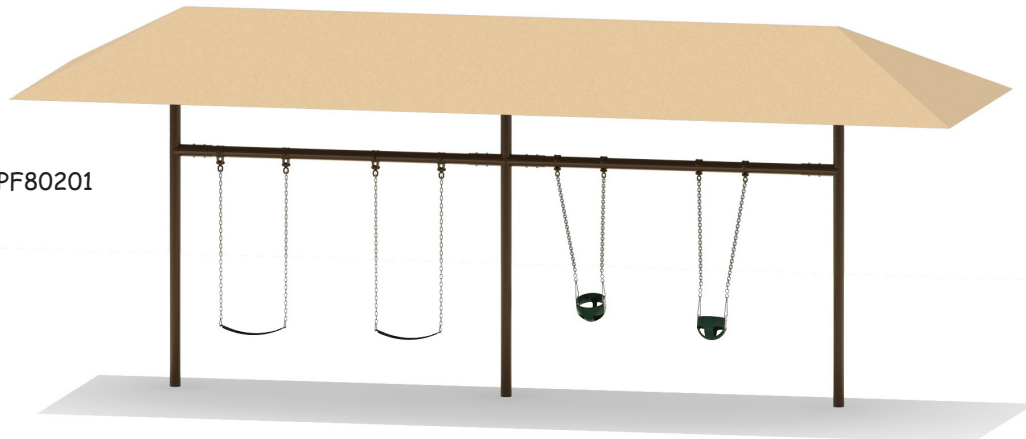


UFO Swing Set P-500801
Use Zone: 32' x 24'



To-Fro Swing Set P-350801
Use Zone: 32' x 27'

Double Bay w/ Shade P-SPF80201
Use Zone: 35'2" x 32'5"



1 Bay Swing with Arm
Use Zone: 29'7" x 32'3"
P-80266




ADA Swing Seat



Science and Sensory

designed for outdoor learning



Science Safety
Goggles
(12 pairs)



Science
Safety vest
(12 vests)



Monarch Migration
Station



Triple Sensory Panel

Double Sensory



Learn 2 Grow
Planting Center



Sensory Touch



Sand and Water Play

designed for outdoor learning



Sandbox with Shade
7' x 8' Hexagon
Composite Wood with
Collapsible Cover



Mud Kitchen
4'L x 8'W x 12"H



Sandbox with Cover
4' x 4'



Bubble Station

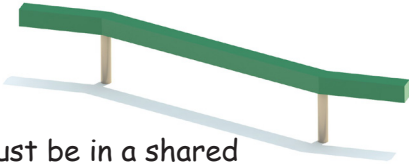


Sandbox with Cover
4' x 4'

Freestanding Equipment

designed for gross motor and movement skills

Balance Beam S




*Must be in a shared use zone



Quad Saw
13'8" x 13'8" use zone

3' Freestanding Double Slide
23' x 16'6" use zone



Double Seat Seesaw
21'9" x 13'7" use zone

Butterfly Steps (set of 4)
25' x 13' use zone




Baseball Climber
16' x 16' use zone




Climbing Wall
16' x 16' use zone



Cube Climb JR
21'7" x 21'7" use zone
Fall Height: 5'
Age Group: 2-5



Cube Climb
21'7" x 27'3" use zone
Fall Height: 5'
Age Group: 2-5



Ant Climbers
(pair of 2)
Age Group: 2-5



Mushroom Steppers
(set of 3)

Cube Slide
27'8" x 21'7" use zone
Fall Height: 5'



Climbing Dome
20'3" x 20'8" use zone
Fall Height: 5'
Age Group: 2-5



Drama

designed for imagination skills



Munchkin House
21' x 12' space needed
Age Group: 2-5



Doll House
18'8" x 15'4" space needed
Age Group: 2-5



Puppet Theatre
Age Group: 2-5

How's The Show Panel Set
Age Group: 2-5



Happy Hollow
11'11" x 11'11" space needed
Age Group: 6mos.-5

Music

designed with little hands in mind



Throne of Music
Dimensions: 24" X 56" X 30"



Triple Drums
Dimensions: 2'2" x 2'2" x 2'2"



Rainbow
Chime Panel
Dimensions:
24" x 48" x 38"



Chime Panel
Dimensions:
24" x 48" x 38"


Ball Games



Basketball Goal
Dimensions:
4' Tall; inground



Triple Shoot
Dimensions:
6' Tall; inground



Trike Path

designed for little movers



Trike Path Traffic Signs



Trike Storage

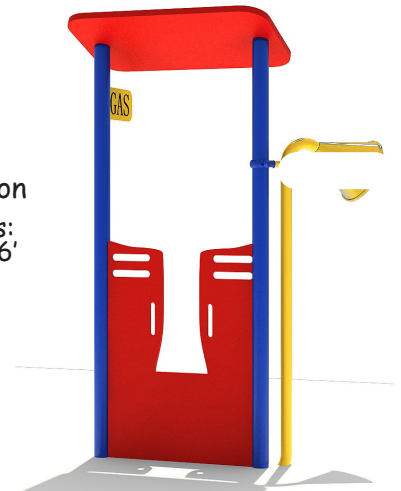


Stoplight



Create your own Billboard!


Billboard Panel



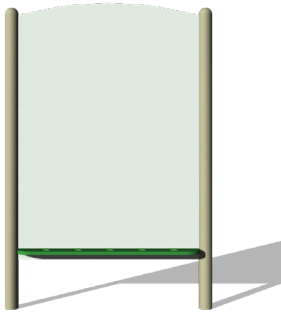
Gas Station
Dimensions:
24" x 4' x 6'




We can help you design a
Trike Path perfect for your
location!




designed for little artists



Single Art Mural
Clear Panel
Dimensions:
16"W x 36"L x 36"H



Weave Panel
Dimensions:
72"W x 144"L x 60"H



Chalkboard Panel
Dimensions:
72"W x 144"L x 60"H



Flower Chalkboard
*sold separately



rest stops for everyone



Toddler Picnic Table

'Friendly' Bench



4' Preschool Table

Fruit Art Panels
*sold separately



Safety

Proper playground signage helps promote safety for all.

Continue safety with adding ramps and mats for all to play.

Surfacing Sign

Children under the age of 23 months should be kept off of the loose fill materials to avoid choking hazards.

CPSC 2.4.2




Pre-k Sign



Half ADA Ramp

Safety Cone
(6 cones)



First Aid Kit (50 person)



Swing/Slide Mats



Restroom Signage

Shade Systems

perfect for playgrounds




Square

All square, four column shades are 8' in height, include a Glide Elbow™, and are mounted inground.



SHADE COLOR OPTIONS



POST COLOR OPTIONS



Square & Hexagon Umbrella

All standard square and hexagon single column umbrellas are 8' in height, include Glide Elbow™, and are mounted inground.



Call for **Pricing** information.

Limited Warranty, Delivery & Installation Information

All products in this catalog
are covered by a 5-year limited warranty.

*Unless otherwise noted, this proposal does not
include excavation, groundwork, site prep or haul-off.

*Unless otherwise indicated, installation cost based on a
level (+/- 2%) and ready site with normal ground
conditions.

*Extraordinary ground conditions, such as slope (3% or
greater), buried debris, natural obstructions which
require extra attention (such as rock, unmarked service
and/or irrigation lines, etc), repair and/or special digging
equipment during installation, will result in additional
charges and time. All excavated dirt will be piled or
spread on site. * No off-site trucking is included in this
proposal.

*Standard lead time for delivery of product and start of
installation is 4-6 weeks, unless other arrangements have
been made in advance or the product is a shade. Shades
can take from 6-10 weeks. This lead time can be affect-
ed by, but not limited to, ground conditions, permitting,
site issues, shipping/delivering issues, etc. In any event,
we will do our utmost to get the project back on sched-
ule at first opportunity.

*Permitting fees/zoning fees are not included in this
proposal, and if required, will come at an additional cost.

*Any required or requested engineered drawings by the
owner or authorities having jurisdiction will be an addi-
tional \$750.00.

*This estimate is based on reasonable access for any
trucking, equipment, material, parking for tradesmen,
installs, clean up, and demolition.

*Any ground or yard rutting caused by equipment vehi-
cles will be raked or shovel filled with available dirt on
site. The estimate does not include new dirt, seed, straw,
or sod.

*Any mud or dirt left on pavement/sidewalks will be flat
shoveled or broom swept.

*All equipment purchased will be delivered to the site.
Following delivery, Hercules Outdoor Amenities will not
be responsible for theft or damage caused by others.

*Any security or storage requested/needed will be at an
additional cost.



315 Main Street . Eclectic . AL . 36024



Jessica Hoagland

Customer Experience Manager

Direct: 334.219.3409
jhoagland@herculesinc.com
herculesoutdooramenities.com